

MULTI Split

MULTI Split

MULTI Split

Space-saving solution, suitable for the conditioning of many environments.



OUTDOOR/INDOOR UNIT COMBINATION

OUTDOOR UNIT	ENERGY CLASS ¹	WALL MOUNTED INTERNAL UNIT															
		SCHIARA 2 IE2-XY			CRISTALLO IM2-XY				EZCool ILA1-Y				ESSENTIAL 2 IL3-XY				
		27M	35M	20M	27M	35M	53M	70M	27M	35M	53M	70M	20M	27M	35M	53M	70M
MU2-Y 41M	A++/A+	•	•	•	•	•	•	-	•	•	•	-	•	•	•	•	-
MU2-Y 53M	A++/A+	•	•	•	•	•	•	-	•	•	•	-	•	•	•	•	-
MU2-Y 61M	A++/A+	•	•	•	•	•	•	-	•	•	•	-	•	•	•	•	-
MU2-Y 79M	A++/A+	•	•	•	•	•	•	-	•	•	•	-	•	•	•	•	-
MU2-Y 82M	A++/A+	•	•	•	•	•	•	-	•	•	•	-	•	•	•	•	-
MU2-Y 105M	A++/A	•	•	•	•	•	•	•	•	•	•	•	•	•	•	•	•
MU2-Y 125M	A++/A	•	•	•	•	•	•	•	•	•	•	•	•	•	•	•	•

¹Energy Classes for a 100% combination of the nominal load. For the complete technical data of the combinations, refer to the Combination Tables

OUTDOOR UNIT	ENERGY CLASS ¹	COMPACT CASSETTE 4-WAY 650X650 INDOOR UNIT			INDOOR UNITS DUCT				INDOOR UNITS CONSOLE			CEILING/FLOOR INDOOR UNITS.	HOT WATER
		BOX 2 650x650 IB3-XY			DUCT 2 ID3-XY				CONSOLE 3 IC3-Y			C&F 2 IF3-XY	HYDRO-M IHW1-Y
		27M	35M	53M	27M	35M	53M	70M	27M	35M	53M	53M	80M
MU2-Y 41M	A++/A+	•	•	•	•	•	•	-	•	•	•	•	-
MU2-Y 53M	A++/A+	•	•	•	•	•	•	-	•	•	•	•	-
MU2-Y 61M	A++/A+	•	•	•	•	•	•	-	•	•	•	•	-
MU2-Y 79M	A++/A+	•	•	•	•	•	•	-	•	•	•	•	-
MU2-Y 82M	A++/A+	•	•	•	•	•	•	-	•	•	•	•	-
MU2-Y 105M	A++/A	•	•	•	•	•	•	•	•	•	•	•	•
MU2-Y 125M	A++/A	•	•	•	•	•	•	•	•	•	•	•	•

¹Energy Classes for a 100% combination of the nominal load. For the complete technical data of the combinations, refer to the Combination Tables



▶A++

▶A+



MULTISplit

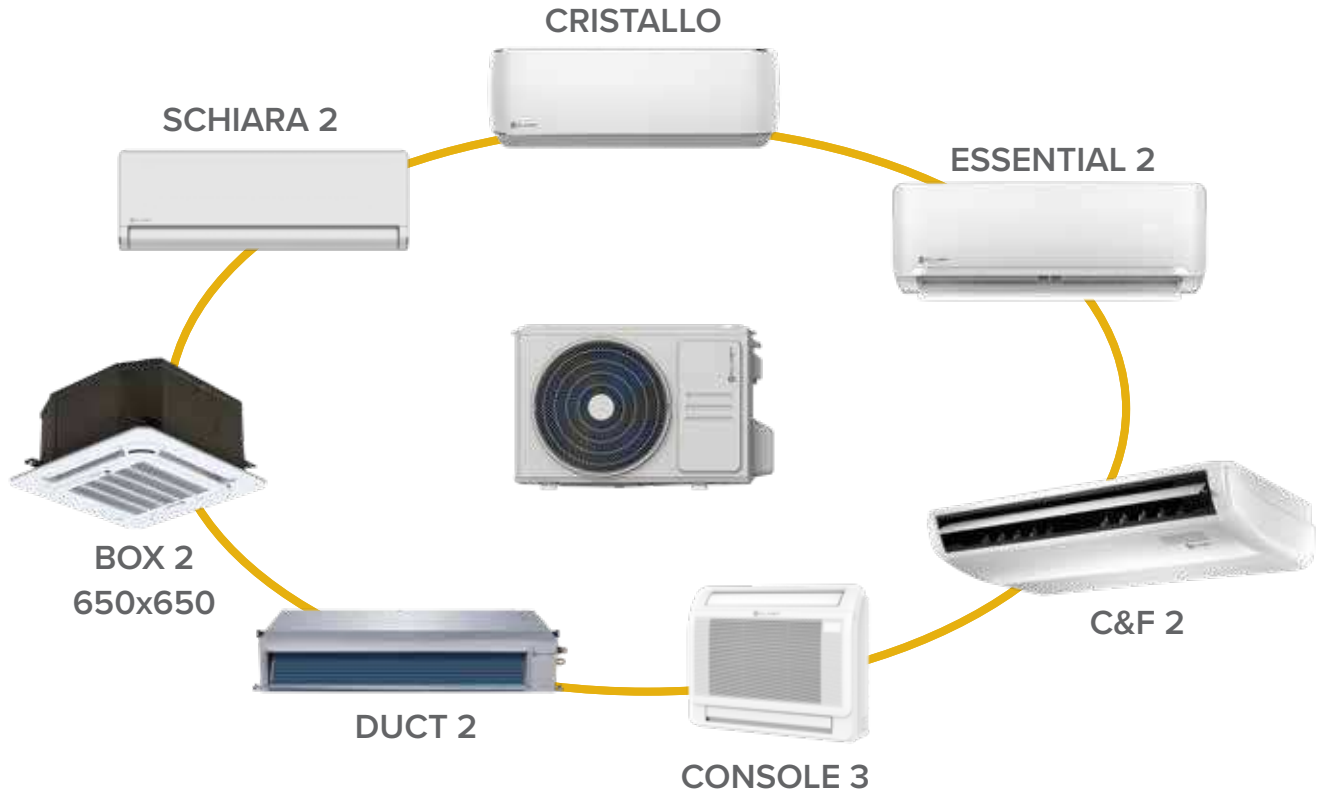
Outdoor unit for MULTISplit systems

WHY CHOOSE OUTDOOR UNIT-SM 2?

- ✓ From 1 up to 5 connectable indoor units, also of different types
- ✓ Rapid installation: automatic correction of the connection errors
- ✓ Extremely extended operating ranges: Heating $-15^{\circ}\text{C} \div +24^{\circ}\text{C}$; Cooling $-15^{\circ}\text{C} \div +50^{\circ}\text{C}$

INCREASED INDOOR UNIT RANGE

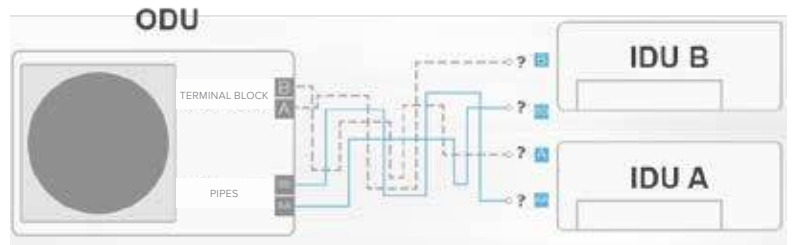
MULTI Split



AUTOMATIC CORRECTION FUNCTION OF PIPING/ WIRING ERRORS


The unit reassigns the communication, correcting any wiring errors.

Note: Press the «CHECK» button for 5 seconds until «CE» appears on the display.



EVEN ONLY ONE COLLECTABLE IDU

Possibility to add more indoor units after the first installation.



COMFORT CONVENIENCE RELIABILITY



7 Outdoor Fan Speeds Levels



Automatic correction of the connection errors



Opposite fan rotation



MU2-Y (41M=53M)



MU2-Y (61M=79M)



MU2-Y (82M=125M)

technical data

Outdoor unit			MU2-Y	41M	53M	61M	79M	82M	105M	125M
Code				87012281	89112242	89092251	89112265	89092231	89112261	89132206
Connectable Indoor Units	Min~Max	-		1*2 (DUAL)	1*2 (DUAL)	1*3 (TRIPLE)	1*3 (TRIPLE)	1*4 (QUADRI)	1*4 (QUADRI)	1*5 (PENTA)
Cooling capacity	Standard ¹ (Min~Max)	Btu/h		14000 (5000~16500)	18000 (7600~19000)	21000 (6800~22500)	27000 (10200~29000)	28.000 (7.000~33.600)	36.000 (7.000~36.000)	42000 (10.800~42.000)
	Standard ² (Min~Max)	kW		4,10 (1,5~4,8)	5,30 (2,2~5,6)	6,20 (2,0~6,6)	7,90 (3,0~8,5)	8,20 (2,1~9,8)	10,5 (2,1~10,5)	12,3 (3,2~12,3)
Heating capacity	Standard ¹ (Min~Max)	Btu/h		15.000 (5.500~16.500)	19.000 (8.000~19.200)	22.000 (4.900~22.800)	28.000 (7.500~29.000)	30.000 (8.000~36.000)	37.000 (8.000~38.000)	42.000 (11.500~42.000)
	Standard ² (Min~Max)	kW		4,40 (1,6~4,8)	5,57 (2,3~5,6)	6,44 (1,4~6,7)	8,20 (2,2~8,5)	8,80 (2,3~10,5)	10,8 (2,3~11,1)	12,3 (3,4~12,3)
Dimensions	Unit	L x D x H	mm	805x330x554	805x330x554	890x342x673	890x342x673	946x410x810	946x410x810	946x410x810
	Packaging	L x D x H	mm	915x370x615	915x370x615	1030x438x750	1030x438x750	1090x500x875	1090x500x875	1090x500x875
System weight	Unit / Packaging	kg		31,6/34,7	35,0/38,0	43,3/47,1	48,0/51,8	62,1/67,7	68,8/75,6	73,3/80,4
Sound power	Nominal	dB(A)		65	65	68	68	69	70	70
Sound pressure level	Nominal	dB(A)		56	56	58	58	61	62	64
Operating Voltage Range	Cooling	Outdoor T.	°CBS					-15~50		
	Heating	Outdoor T.	°CBU					-15~24		
Refrigerant	Type/GWP						R-32 / 675			
Power supply	Voltage/Frequency/Phases	V/Hz/n°					230 / 50 / 1			

Note: Adapters for connection to the refrigerant piping with different diameters supplied as standard

6°C B.U.

Test conditions: according to EN14511 / EN12102

Cooling: indoor air temperature 27°C DB/19°C WB; outdoor air temperature 35°C DB/24°C WB; Heating: indoor air temperature 20°C DB/15°C WB; outdoor air temperature 7°C DB/6°C WB.

Data declared according to UE 626/2011 delegated regulation

¹ Test conditions: indoor air temperature 27°C B.S./ 19°C B.U. - outdoor air temperature 35°C B.S./ 24°C B.U.

² Test conditions: indoor air temperature 20°C B.S./ 15°C B.U. - outdoor air temperature 7°C B.S./

MULTI Split

refrigerant piping and connections

Outdoor unit			41M	53M	61M	79M	82M	105M	125M
Max equivalent length (Total)	m		40	40	60	60	80	80	80
Max equivalent length (Each branch)	m		25	25	30	30	35	35	35
Max difference in level ODU / IDU	m		±15	±15	±15	±15	±15	±15	±15
Max difference in level IDU / IDU	m		±10	±10	±10	±10	±10	±10	±10
Refrigerant precharge	kg / m		1,10 / (2x7,5)	1,25 / (2x7,5)	1,5 / (3x7,5)	1,85 / (3x7,5)	2,10 / (4x7,5)	2,10 / (4x7,5)	2,90 / (5x7,5)
	Liquid mm / inch		2 x (Φ6,35 - 1/4")	2 x (Φ6,35 - 1/4")	3 x (Φ6,35 - 1/4")	3 x (Φ6,35 - 1/4")	4 x (Φ6,35 - 1/4")	4 x (Φ6,35 - 1/4")	5 x (Φ6,35 - 1/4")
External diameters (ODU)	Gas mm / inch		2 x (Φ9,52 - 3/8")	2 x (Φ9,52 - 3/8")	3 x (Φ9,52 - 3/8")	3 x (Φ9,52 - 3/8")	3 x (Φ9,52 - 3/8")	3 x (Φ9,52 - 3/8")	4 x (Φ9,52 - 3/8")
							+ 1 x (Φ12,7 - 1/2")	+ 1 x (Φ12,7 - 1/2")	+ 1 x (Φ12,7 - 1/2")

Indoor unit			20M	27M	35M	53M	70M
External diameters (IDU)	Liquid	mm / inch	Φ6,35 - 1/4"	Φ6,35 - 1/4"	Φ6,35 - 1/4"	Φ6,35 - 1/4"	Φ9,52 - 3/8"
	Gas	mm / inch	Φ9,52 - 3/8"	Φ9,52 - 3/8"	Φ9,52 - 3/8"	Φ12,7 - 1/2"	Φ15,9 - 5/8"